



District Report Card: 2017


State: Rajasthan	District: Ganganagar
Class: 3	Subject: Language
Schools: 59	Students: 927


Participation/Coverage


Students

<div>GENDER</div> <div></div>	Boys				Girls			
	Number		%		Number		%	
	459		49.51		468		50.49	

<div>AREA</div> <div></div>	Rural				Urban			
	Number		%		Number		%	
	867		93.53		60		6.47	

<div>CATEGORY</div> <div></div>	SC		ST		OBC		GEN	
	Number	%	Number	%	Number	%	Number	%
	606	65.37	1	0.11	257	27.72	63	6.80

<div>CWSN</div> <div></div>	LD	VI	HI	S&LD	ID	Oth
	4	3	0	2	6	1

<div>Management</div> <div></div>	Government			Government-aided		
	Number		%	Number		%
	927		100.00	0		0.00

Average Performance of Students in Language (%)

Overall	Gender		Area		Management		Social Group			
	Male	Female	Rural	Urban	Govt.	Aided	SC	ST	OBC	GEN
71.06	70.41	71.70	71.03	71.56	71.06	0.00	70.26	53.33	72.58	72.80

Performance on Learning Outcomes (LOs)

Learning Outcomes	Description	Average Performance(%)
L304	Reads small texts with comprehension i.e., identifies main ideas, details, sequence and draws conclusions	69.85
L312	Reads printed scripts on the classroom walls: poems, posters, charts etc.	73.48

Range of Performance of Students who Answered Correctly							
Below 30%		30% - 50%		50% - 75%		Above 75%	
Number	%	Number	%	Number	%	Number	%
72	7.77	76	8.20	302	32.58	477	51.46

Lowest Performing Learning Outcomes (LOs)

- 1 - Reads small texts with comprehension i.e., identifies main ideas, details, sequence and draws conclusions (69.85)
- 2 - Reads printed scripts on the classroom walls: poems, posters, charts etc. (73.48)